

IMMEDIATE STOP USE AND INSPECT NOTICE

IMPORTANT - IMMEDIATE ACTION REQUIRED

August 23rd, 2021

No. G-S008-A

On July 6th, 2021, Guardian issued Stop Use & Inspect Notice No. G-S006-A regarding a small selection of Self-Retracting Lifelines (SRLs). After the July 6th notice, Guardian received additional information which requires further action. This notice expands the scope of notice G-S006-A and communicates immediate stop use and inspect information regarding a selection of Guardian SRLs with a cable lifeline and external energy absorber. In certain circumstances, the product's energy absorber may not deploy and may cause serious bodily injury or death.

THERE HAVE BEEN NO ACCIDENTS OR INJURIES RELATED TO THIS STOP USE AND INSPECT NOTICE.

SRL MODELS AFFECTED

This notice only applies to the following SRL models:

- Diablo Cable SRL-LE
- Diablo Grande Cable SRL-LE
- Diablo Big Block Cable SRL-LE
- Velocity Cable SRL-LE
- Halo Cable SRL-LE
- Halo Big Block Cable SRL-LE
- Private label versions of the models listed above



*Images not representative of all SRL models affected

PLEASE TAKE IMMEDIATE ACTION TO COMPLETE THE FOLLOWING STEPS:

STEP 1. IDENTIFY AFFECTED PRODUCT

Only SRLs made with a cable lifeline and external energy absorber are affected by this notice. SRLs made with a webbing lifeline or SRLs that do not include an external energy absorber are not affected by this notice and can be returned to service provided the product passes all required pre-use inspections and is used in accordance with instructions. If the product includes a cable lifeline and external energy absorber as shown in Figure A on page 2 of this notice, proceed to Step 2.




Figure A. Example of Cable SRL with External Energy Absorber

STEP 2. DETERMINE RECERTIFICATION DATE

Product recertification date is located on the back label as shown in Figure B for products that have been sent in for repair. If the product has not been sent in for repair and does not include a recertification date, proceed to Step 3. If the product has been sent in for repair and the recorded recertification date is prior to 01/21, no further action is required under this notice and the product can be returned to service provided the product passes all required pre-use inspections and is used in accordance with instructions. If the product has been sent in for repair and the recorded recertification date is after 12/20 or is illegible, immediately remove the product from service and proceed to Step 4.

STEP 3. DETERMINE LOT NUMBER

Product lot number is located on the back label as shown in Figure B. If the lot number is less than 245153 or greater than 263569, no further action is required under this notice and the product can be returned to service provided the product passes all required pre-use inspections and is used in accordance with instructions. If the lot number is within the range of 245153 to 263569, or is unknown, immediately remove the product from service and proceed to Step 4.

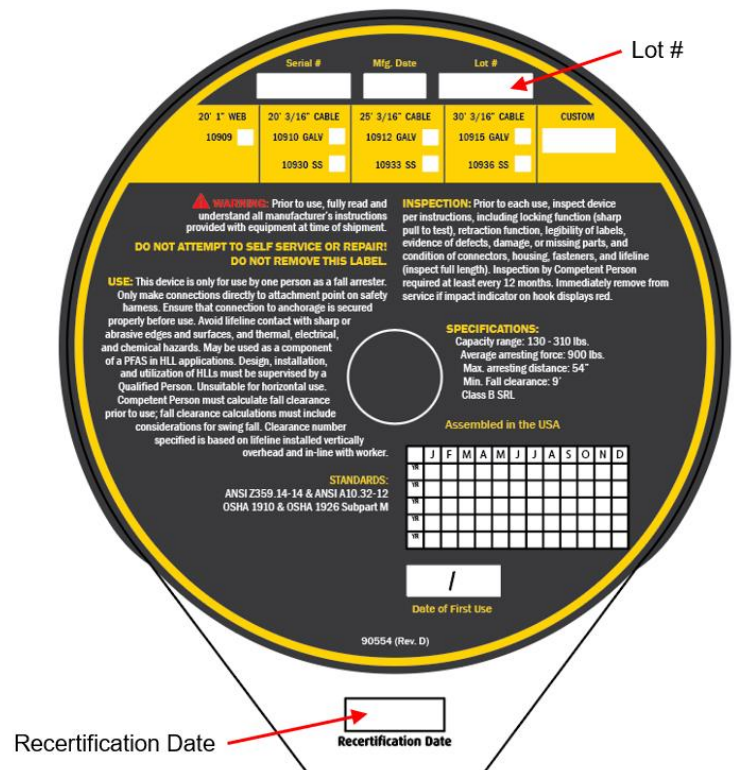


Figure B. Example of SRL Back Label

*Example only. Actual label artwork may vary.

STEP 4. COORDINATE INSPECTION

Customers with product within the specified recertification date period or lot number range must contact Guardian Customer Service to coordinate an inspection.

U.S.

Please call: **+1 (800) 466 6385** or email: **customer.service@guardianfall.com**

Canada

Please call: **+1 (800) 267 6855** or email: **customerservice.canada@guardianfall.com**

Guardian will either inspect product on site or coordinate return of product to the nearest Guardian facility for inspection. Customer Service will provide instructions for shipping returned product on Guardian's shipping account if necessary. Any product that fails inspection due to the certain circumstances described in this notice will be replaced free of charge, including associated shipping costs.

DO NOT RETURN PRODUCT TO GUARDIAN WITHOUT OBTAINING A RETURN MATERIAL AUTHORIZATION (RMA) NUMBER FIRST.

Product that has been inspected for the certain circumstances described in this notice will be affixed with a green checkmark label as shown in Figure C to indicate that it has been inspected.




Figure C. Example of Product After Inspection

Distributor Partners

Please forward this notice to any of your customers who purchased the affected products from you.